


# Funk Workshop Ross Bolton


## Single line oefeningen

Oefening 1: speel dit gedempt, open en met skanktechniek.




Exercise 1: 4/4 time signature, E7 chord. The notation shows a single line with a treble clef and a TAB line below. The melody consists of eighth notes with accents and slurs. The TAB line shows fret numbers 7 and 9, with 'x' marks indicating muted notes.

Oefening 2: doe hetzelfde met opslagen:




Exercise 2: 4/4 time signature, E7 chord. The notation shows a single line with a treble clef and a TAB line below. The melody consists of eighth notes with accents and slurs. The TAB line shows fret numbers 7 and 9, with 'x' marks indicating muted notes.

Oefening 3: Doe hetzelfde op snaar 5 en 6.



Exercise 3 (first part): 4/4 time signature, E7 chord. The notation shows a single line with a treble clef and a TAB line below. The melody consists of eighth notes with accents and slurs. The TAB line shows fret numbers 5 and 7, with 'x' marks indicating muted notes.



Exercise 3 (second part): 4/4 time signature, E7 chord. The notation shows a single line with a treble clef and a TAB line below. The melody consists of eighth notes with accents and slurs. The TAB line shows fret numbers 5 and 7, with 'x' marks indicating muted notes.